Moderating Leading Index Signals Softer but Resilient Growth

Monthly Economic Review
February 2026



Author
MBSB Research
research@mbsb.com

Economic Review

- Malaysia's economic momentum is expected to remain expansionary, albeit at a more moderate pace, in line with the leading index (LI) growth easing to +0.1%yoy in Dec-25 (Nov-25: +0.4%yoy). Growth was mainly supported by Real Money Supply M1 (+7.3%yoy) and the Real Imports of Semi-Conductors (+4.8%yoy).
- Malaysia's GDP growth increased at a faster pace by +6.3%yoy in 4QCY25 (3QCY25: +5.4%yoy), better than expected due to stronger contributions from higher services activities and domestic spending. For the full year, Malaysia's economy expanded slightly faster at +5.2% in 2025 (2024: +5.1%).
- Malaysia's total trade continued to expand by +12.6%yoy in Jan-26 (Dec-25: +11.1%yoy), marking five straight months of double-digit growth. Exports surged by +19.6%yoy (Dec-25: +10.2%yoy), whereas imports moderated by +5.3%yoy (Dec-25: +9.5%yoy).
- Malaysia's distributive trade growth accelerated to +7.6%yoy in Dec-25 (Nov-25: +6.4%yoy), with stronger expansion across all major segments, including wholesale trade (+6.9%yoy; Nov -25: +6.0%yoy), retail trade (+6.9%yoy; Nov-25: +6.4%yoy), and motor vehicles (+12.2%yoy; Nov-25: +8.0%yoy).
- We expect Malaysia's GDP growth would moderate to around +4.6% in 2026 (2025: +5.2%). Growing domestic demand will remain major driver of economic growth amid still challenging external trade environment. Malaysia's domestic growth fundamentals remain positive supported by healthy labour market, growing wages and employment, as well as still mild general inflation.

Leading index signals softer but resilient growth outlook

Malaysia's economic momentum is expected to remain expansionary, albeit at a more moderate pace, in line with the leading index (LI) growth easing to +0.1%yoy in Dec-25 (Nov-25: +0.4%yoy). Growth was mainly supported by Real Money Supply M1 (+7.3%yoy) and the Real Imports of Semi-Conductors (+4.8%yoy). This reflects stable domestic financial liquidity and steady demand for electronic components. On a monthly basis, the leading index edged up by +0.5%mom (Nov-25: -2.2%mom), reversing the sharp contraction in the previous month. On the other hand, the coincident index (CI), which gauges current economic conditions, recorded steady growth of +2.1%yoy in Dec-25 (Nov-25: +2.1%yoy). The sustained expansion was primarily driven by stronger real contributions to the EPF, which rose by +9.6%yoy. However, on a monthly basis, the CI declined marginally by -0.02%mom (Nov-25: -2.2%mom). The smoothed long-term trend shows that the LI remained below the 100.0-point threshold in Dec-25, signalling potentially softer expansionary momentum ahead, though growth will still remain resilient. Looking ahead, growth is expected to be anchored by resilient domestic demand, supported by a healthy labour market, steady wage gains, government cash transfers, and low & stable inflation. The retail sector will also benefit from vibrant tourism activity in conjunction with the Visit Malaysia 2026. On the downside, beyond heightened geopolitical tensions, the current 15% broad based tariff by the US poses downside risks to external trade. In addition, a potential scope expansion of the 25% tariff on advanced semiconductors threatens to disrupt Malaysia's tech sector and the broader economic outlook.

Chart 1: Leading Index vs KLCI (Points)

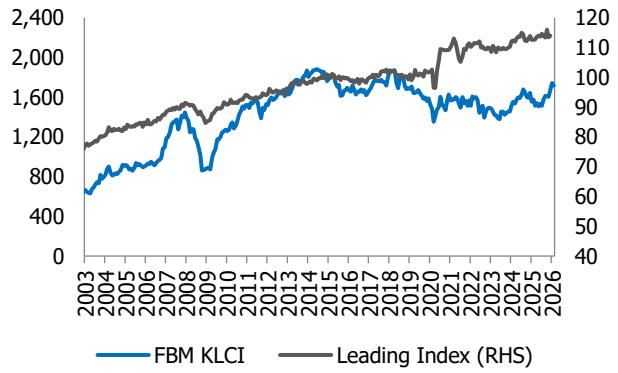

Source: Macrobond, MBSBR

Chart 2: Leading Index vs GDP (YoY%)

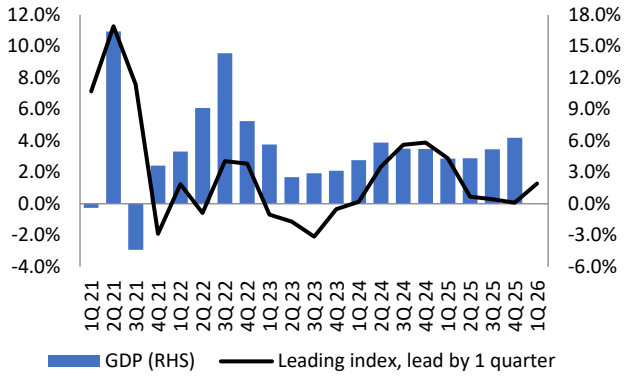

Source: Macrobond, MBSBR

Growth accelerates with strong domestic demand

Malaysia's GDP growth increased at a faster pace by +6.3%yoy in 4QCY25 (3QCY25: +5.4%yoy), better than expected due to stronger contributions from higher services activities and domestic spending. During the quarter, domestic demand remained the key driver, as it grew faster by +9.0%yoy (3QCY25: +4.9%yoy). Growth was supported by the steady rise in both private consumption (+5.3%yoy; 3QCY25: +5.0%yoy) and government consumption (+8.0%yoy; 3QCY25: +7.1%yoy). Gross fixed capital investment also recorded more robust growth of +9.3%yoy (3QCY25: +7.4%yoy) with stronger growth seen in investment by both private (+9.2%yoy; 3QCY25: +7.3%yoy) and public (+9.5%yoy; 3QCY25: +7.4%yoy) sectors. For the full year, Malaysia's economy expanded slightly faster at +5.2% in 2025 (2024: +5.1%), well above the government's forecast range of +4.0% to +4.8%. The sustained growth last year was mainly attributable to strong contribution from domestic demand (+6.0ppts), on the back of increased final consumption spending and investment activities. We expect GDP growth in 2026 to be moderate to +4.6% (previous: +4.3%), considering the strong growth in 4QCY25, the more robust domestic economic activities and less significant impacts of tighter US trade rules on external trade and production activities.

Chart 1: GDP vs Private Sector (YoY%)

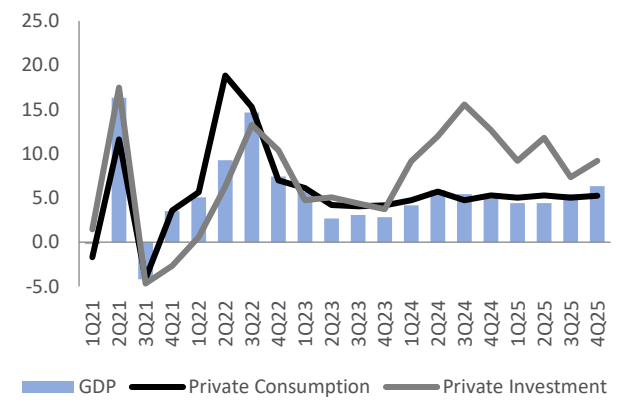

Source: Macrobond, MBSBR

Chart 2: GDP vs External Trade (YoY%)

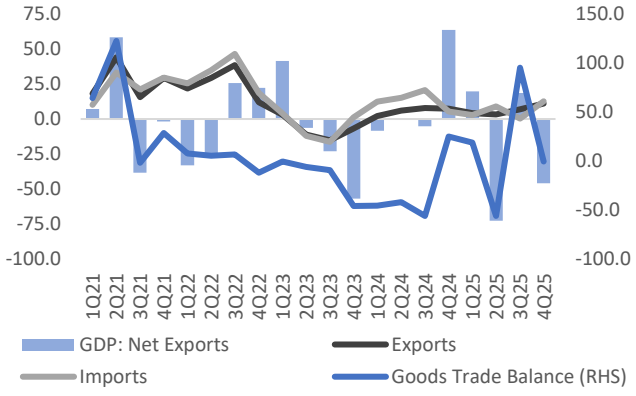

Source: Macrobond, MBSBR

Solid start for Malaysia's export performance

Malaysia's total trade continued to expand by +12.6%yoy in Jan-26 (Dec-25: +11.1%yoy), marking five straight months of double-digit growth. Exports surged by +19.6%yoy (Dec-25: +10.2%yoy), whereas imports moderated by +5.3%yoy (Dec-25: +9.5%yoy). The strong export performance was underpinned by more robust re-exports (+51.5%yoy; Dec-25: +35.0%yoy) and the pick-up in domestic exports (+11.3%yoy; Dec-25: +4.0%yoy). On the sector front, there were higher outbound shipments for E&E products, optical & scientific equipment as well as machinery, equipment & parts. Destination-wise, demand strengthened in China, US, Taiwan and EU. On balance, Malaysia's trade surplus narrowed marginally to +RM21.4b (Dec-25: +RM22.1b) mainly due to the relatively larger decline in export value. The surplus, however, remained higher than +RM3.7b in Jan-25. In 2026, external trade is expected to moderate, with exports projected at +4.5% and imports at +5.0%. While growth tracks lower than 2025, potential upside exists from the front-loading of E&E shipments prior to phased US tariffs on semiconductors. Export resilience will be further bolstered by a sustained global tech upcycle, US demand, and improved market access via the Reciprocal Trade Agreement. However, these gains may be tempered by a softened commodity sector, where oversupply and cooling global prices are likely to limit resource-based trade.

Chart 5: Exports & Imports (YoY%) vs Trade Balance (RM b)

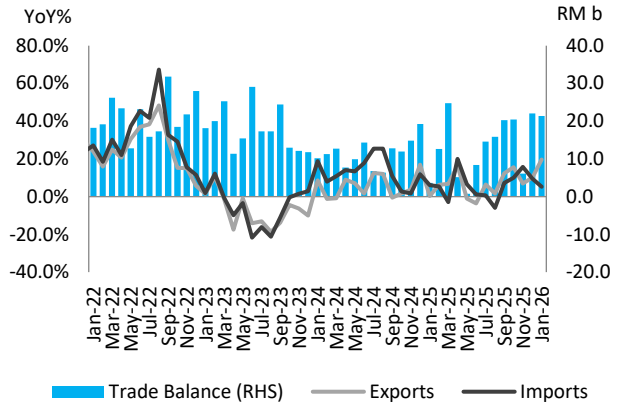

Source: Macrobond, MBSBR

Chart 6: Exports Growth by Major Destination (YoY%)

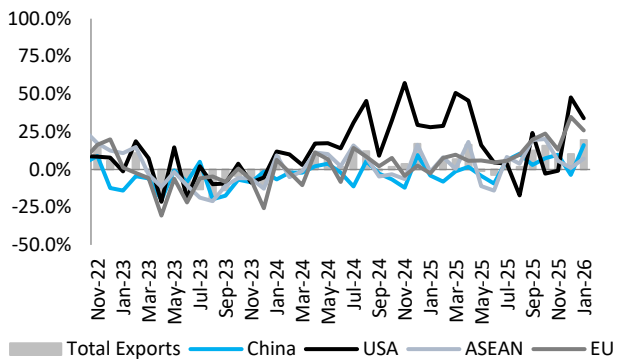

Source: Macrobond, MBSBR

Stronger manufacturing output contributed to faster IPI growth

Malaysia's IPI growth accelerated to +4.8%yoy in Dec-25 (Nov-25: +4.3%yoy). Although the pace was slightly below our estimate (+5.0%yoy), stronger growth was anticipated in view of the pick-up in export performance in Dec-25. The expansion was driven by stronger manufacturing output (+6.7%yoy; Nov-25: +4.9%yoy), underpinned by production of export-oriented products, such as E&E products; computers & peripheral equipment; and machinery & equipment, as well as food products, basic metals and motor vehicles. Electricity generation also rose faster at +3.7%yoy (Nov-25: +2.7%yoy), the fastest expansion since Nov-24, reflecting higher energy consumption. Mining sector output, however, fell by -2.5%yoy (Nov-25: +2.3%yoy) ending 5 straight months of expansion. For the whole of 2025, IPI sustained at +3.6%, similar to our estimate and only a slight moderation from +3.7% in 2024. Output for export-oriented products grew faster at +4.9% (2024: +4.0%), mainly E&E products, computers and optical as well as oils & fats. Based on the seasonally adjusted data, Malaysia's IPI growth rebounded to +1.0%mom in Dec-25 (Nov-25: -1.3%mom), primarily explained by the turnaround in manufacturing output which picked up by +2.0%mom (Nov-25: -0.7%mom). We maintain our forecast that IPI growth will moderate to around +3.0% this year (2025: +3.6%). We believe the high base effect from front-loading activities last year will contribute to moderate growth, while companies are expected to increase production to fulfill demand from both domestic consumption and external demand.

Chart 7: IPI Performances by Sector (YoY%)

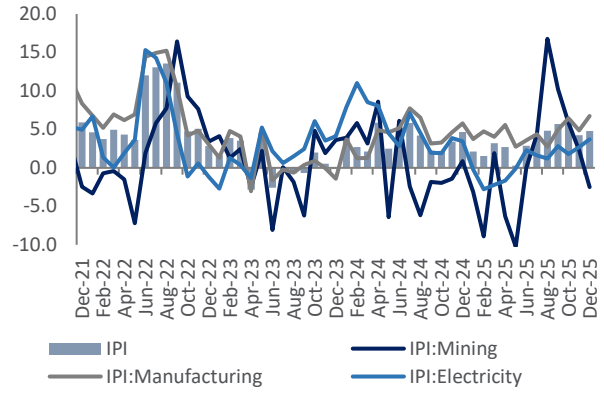

Source: Macrobond, MBSBR

Chart 8: IPI vs Exports (YoY%)

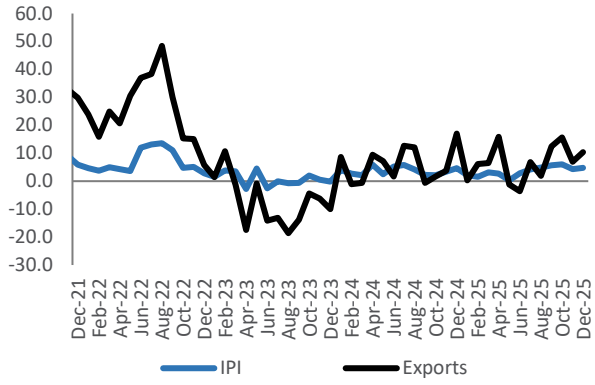

Source: Macrobond, MBSBR

Resilient labour market with steady unemployment rate

Malaysia's labour market continued to remain robust in Dec-25, with the unemployment rate unchanged at 2.9%, and continued to be below 3.0% for the second month and marking the lowest level in a decade. Employment growth remained steady, albeit with a slight moderation to +3.0%yoy for Dec-25 (Nov-25: +3.1%yoy) and continued to outpace the labour force expansion of (Dec-25: +2.8%yoy) since Aug-21. The number of unemployed people was unchanged at 518K. Meanwhile, the youth unemployment rate (aged 15-24) growth held steady at 10.1% for the fourth consecutive month; therefore, indicating the persistent jobless rate among the younger cohort and posing a challenge for graduates and new entrants in securing jobs or transitioning into the labour market. For the full year of 2025, the unemployment rate stood at 3.0% (2024: 3.2%). Employment expanded by +2.9% (2024: +0.8%), whereas labour force rose by +2.6% (2024: +0.6%), reflecting stronger hiring momentum alongside higher labour market participation amid improving economic conditions. In 2026, labour market stability is set to underpin resilient domestic consumption. This internal momentum will be further catalysed by Visit Malaysia Year 2026, where a projected surge in tourist arrivals will act as a significant growth multiplier for SMEs and the services sector

Chart 9: Labour Market Performances (YoY%)

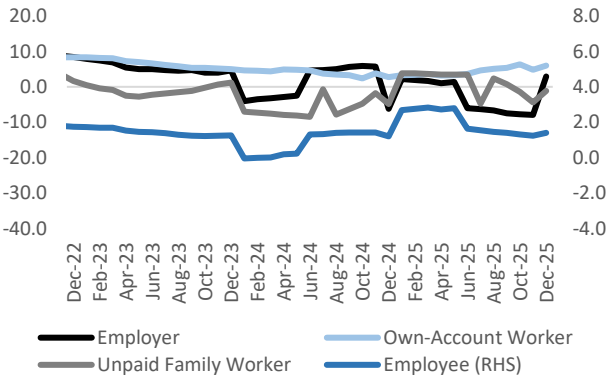

Source: Macrobond, MBSBR

Chart 10: Youth Jobless Rate vs. Job Vacancies Rate (%)

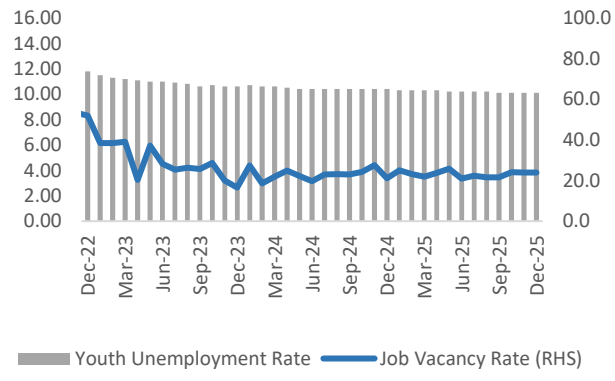

Source: Macrobond, MBSBR

Retail spending shows continued resilience

Malaysia's distributive trade growth accelerated to +7.6%yoy in Dec-25 (Nov-25: +6.4%yoy), with stronger expansion across all major segments, including wholesale trade (+6.9%yoy; Nov -25: +6.0%yoy), retail trade (+6.9%yoy; Nov-25: +6.4%yoy), and motor vehicles (+12.2%yoy; Nov-25: +8.0%yoy). Volume growth was also faster at +6.4%yoy (Nov-25: +5.2%yoy), driven by wholesale (+7.0%yoy), retail (+4.9%yoy), and motor vehicles (+11.0%yoy) volumes. For the full year, Malaysia's distributive trade grew marginally faster by +5.6% (2024: +5.5%yoy), attributable to stronger wholesale trade (+5.8%; 2024: +4.7%).

Retail trade remained resilient at +6.1%, unchanged from the previous year; whereas motor vehicles' growth moderated to +3.1% (2024: +6.5%). Retail sales are projected to remain resilient at +6.0% in 2026, driven by a strong first-quarter boost from festive spending, Phase 2 SSPA salary hikes, and government transfers like the SARA program. Malaysia's domestic engine will be sustained by a healthy labor market, stable inflation, and the VMY2026 tourism recovery. However, growth may be tempered by fiscal consolidation and targeted subsidy adjustments on essential goods.

Chart 11: Distributive Trade (DT) Growth (YoY%)

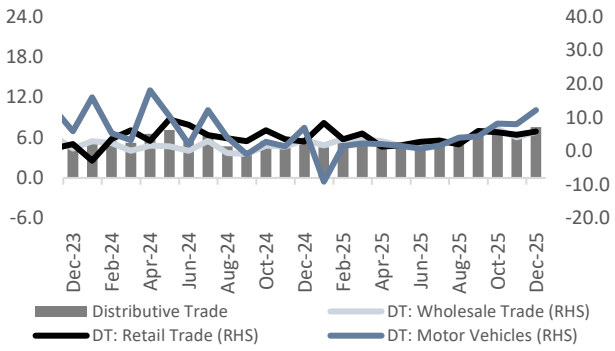

Source: Macrobond, MBSBR

Chart 12: Retail Trade vs. CPI Inflation vs. Employment (YoY%)

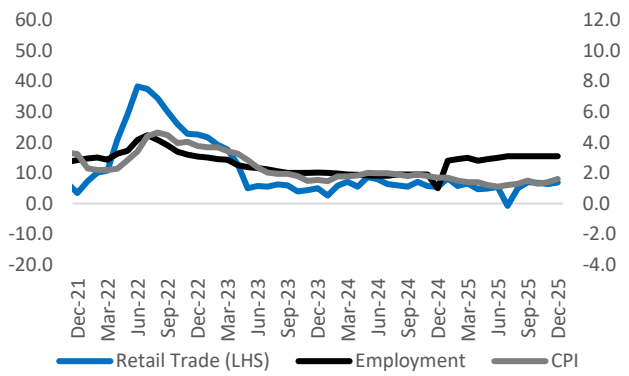

Source: Macrobond, MBSBR

Malaysia's headline CPI inflation was unchanged at +1.6%yoy in Jan-26. The reading signalled that inflation continued its gradual upward trend, which was seen from the low of +1.1%yoy in Jun-25. The relatively faster but stable inflation in Jan-26 was attributable to the food & beverages and non-food inflation which remained unchanged at +1.5%yoy and +1.6%yoy, respectively. Looking at the breakdown, under the food component, only food at home inflation accelerated to +0.6%yoy (Nov-25: +0.3%yoy). Core inflation was also unchanged at +2.3%yoy in Jan-26 but still signalling manageable underlying price pressures. On a monthly basis, core CPI turned positive to +0.4%mom (Dec-25: -0.1%mom), marking the fastest reading since Jan-25. We expect Inflation in 2026 to be shaped by the transition to targeted subsidies and ongoing fiscal reforms, yet it remains contained by steady domestic demand. Price growth is expected to stay moderate as lower international energy costs and easing global supply constraints act as a vital buffer, neutralising the impact of internal policy adjustments on the broader consumption basket.

Malaysia's headline inflation remains steady

Chart 13: Headline vs. Core CPI (YoY%)

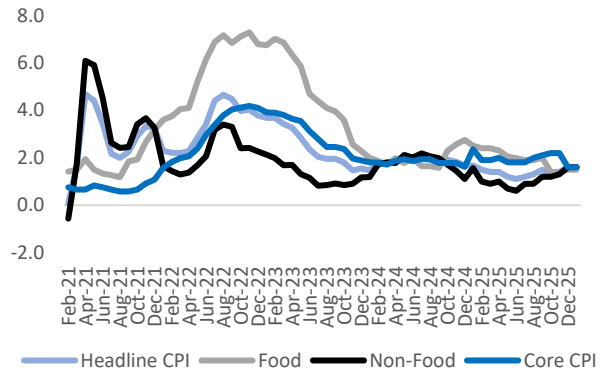

Source: Macrobond, MBSBR

Chart 14: CPI by Type of Product (YoY%)

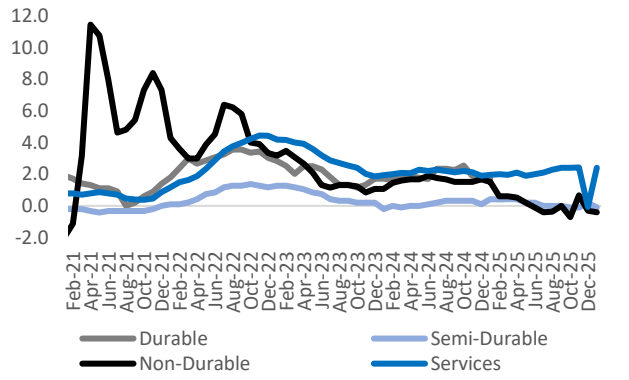

Source: Macrobond, MBSBR

Producer price deflation eased faster

Malaysia's producer prices fell at a faster pace by -2.9%yoy in Jan-25 (Dec-25: -2.7%yoy), marking the steepest decline since Jul-25 and extending 11-month streak of deflation. This largely reflected sharper deflation in the mining PPI (-11.7%yoy; Dec-25: -8.8%yoy) with contraction in the extraction of crude petroleum (-11.8%yoy) and natural gas (-11.5%yoy). The deflation in the agriculture, forestry & fishing sector, however, fell at a slower rate of –8.3%yoy (Dec-25: -12.1%yoy), though still weighed down by the lower prices for growing of perennial crops (-14.7%yoy). On a monthly basis, producer prices ticked up by +0.1%mom (Dec-25: -0.2%mom) as prices edged up for the mining (+1.9%mom), water supply (+0.6%mom), and agriculture (+0.3%mom) sectors. The gap between PPI deflation and CPI inflation continues to widen in Jan-26, as headline CPI rose by +1.6%yoy, unchanged from the previous month. Looking ahead, inflation is expected to remain moderate and stable amid lower cost pressures. Price dynamics will continue to be influenced by policy measures, such as subsidy rationalisation for essential goods as part of the fiscal consolidation. At the same time, higher disposable income from SSPA Phase 2 salary adjustments and government transfers, including the February 2026 SARA Special Transfer, could support demand-pull inflation, though within manageable levels.

Chart 15: PPI for Selected Sectors (YoY%)

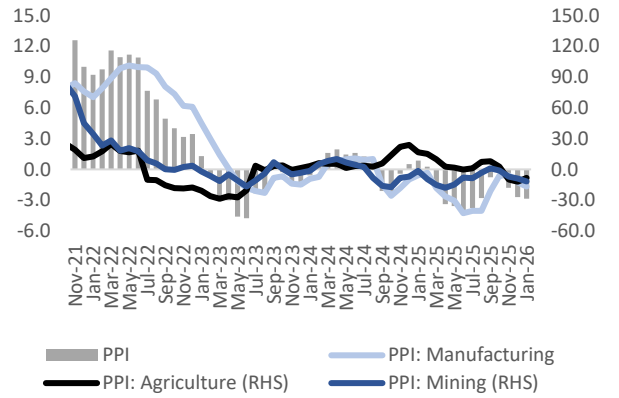

Source: Macrobond, MBSBR

Chart 16: PPI vs CPI (YoY%)

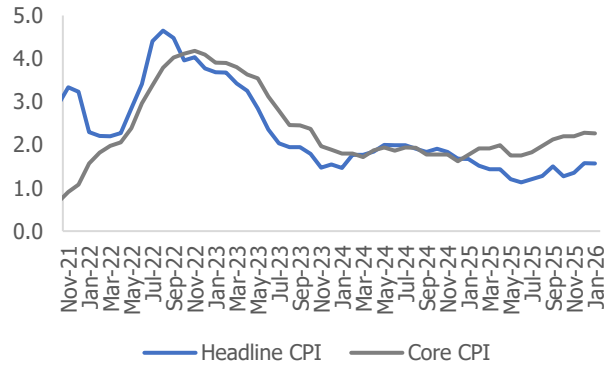

Source: Macrobond, MBSBR

Ringgit resumed its appreciating trend in Feb-26

The ringgit appreciated by +1.3%mom in Feb-26, closing the month at RM3.893 (end-Jan-26: RM3.945), the strongest level since 2018. In early Feb-26 i.e. the first 10 days of the month, the ringgit movements were quite stable and stayed above the RM3.93 level, but later broke that level and strengthening beyond the RM3.90 level towards the end of the month, as key domestic economic data releases acted as a catalyst such as better-than-expected GDP growth in 4QCY25, which led to positive sentiment. Other Indicators such as the strong IPI, distributive trade, stable inflation and resilient labour market also supported positive sentiment on the ringgit performance. The local currency continued to hover around its 8-year high until the end of the month, while the DXY dollar index was stable between 97.0 – 98.0 during the same period, as demand for the greenback increased on the back of heightened geopolitical uncertainty. Looking ahead, we expect the ringgit to remain on a strengthening trend throughout 2026. This appreciation is primarily underpinned by a narrowing interest rate differential between Malaysia's OPR and the US federal funds rate. Under our base-case scenario, we forecast the ringgit to average RM4.00 in 2026, compared to RM4.28 in 2025. We have set a year-end target of RM3.95, following levels of RM4.06 at end-2025 and RM4.47 at end-2024. Given the ringgit still maintaining a trajectory stronger than our current projections, this indicates a relatively more upside bias to our ringgit outlook.

Chart 19: Monthly Changes for Selected Currencies Against US Dollar (%) in Feb-26

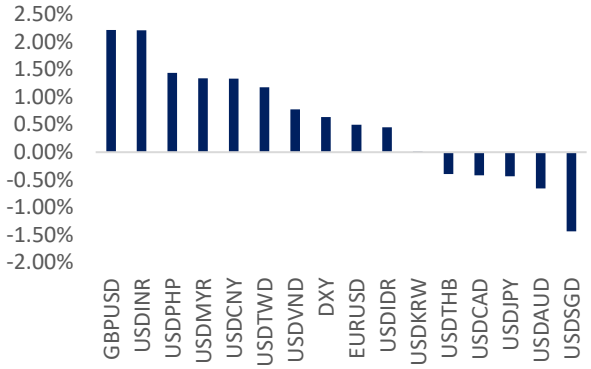

Source: Bloomberg, Macrobond, MBSBR

Chart 20: USDMYR vs. US Dollar Index vs. MBSB Trade-Weighted Index Monthly Average in Feb-26

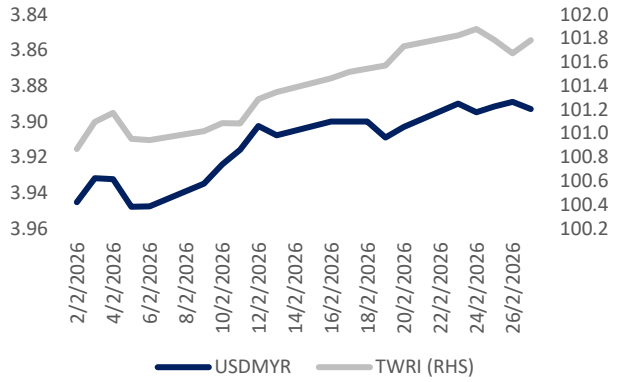

Source: Bloomberg, MBSBR

MGS10Y eased lower towards the end of last month.

MGS yield closed generally lower in Feb-26, with the MGS10Y closing the month at 3.49%, slightly lower from the Jan-26 close. The curve experienced upward pressure during the first 10 days of the month, hitting the highest level of +3.567% before retracing lower towards the month-end, tracking the UST10Y but at a moderate pace. The MGS10Y yield hovered between the range of 3.500-3.567% last month, while the UST10Y was trading between wider range of 3.976%-4.279%. In contrast, the MGS3Y shifted higher last month closing at 3.02% (Jan-26: 3.015%). Based on the latest available data, foreign holdings of Malaysian bonds increased by +RM0.95b to RM301.7b (Dec-25: RM301.7b), pushing the ratio of foreign holdings of Malaysian bonds higher to 23.7% in Jan-26 (Dec-25: 23.1%). In the first few weeks of the month, we saw foreign funds have been entering Malaysia's capital market via the equity market, but outflows from the domestic debt market, amid the continued appreciation of the ringgit and the narrowing of the interest rate differentials between the OPR and the FFR.

Chart 21: 10y MGS vs 10y UST Yields (%)

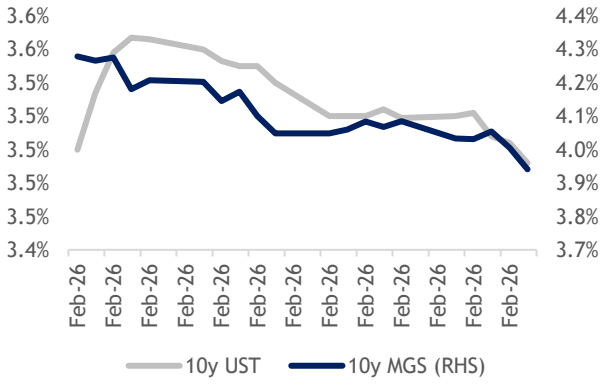

Source: Macrobond, MBSBR

Chart 22: Share of Foreign Holding (%) vs Outstanding MGS/MGII (RM t)

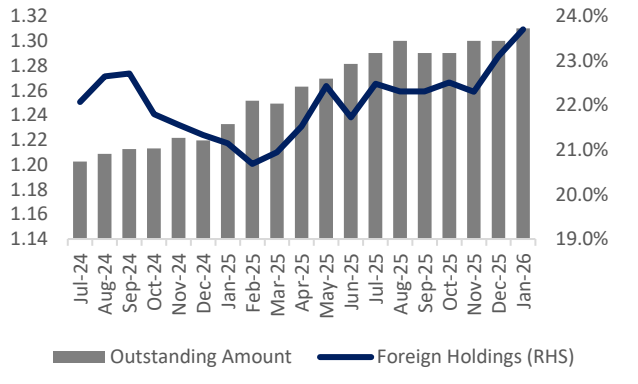

Source: Macrobond, MBSBR

Malaysia's economy to grow at +4.6% in 2026

We expect Malaysia's GDP growth would moderate to around +4.6% in 2026 (2025: +5.2%). Growing domestic demand will remain major driver of economic growth amid still challenging external trade environment. Malaysia's domestic growth fundamentals remain positive supported by healthy labour market, growing wages and employment, as well as still mild general inflation. The domestic economic activities will also be underpinned by the progress of multi-year infrastructure projects and increased tourist arrivals (and spending), following campaigns for the Visit Malaysia Year 2026. As a highly open economy, Malaysia's growth outlook will continue to be weighed down by external uncertainties such as changing trade rules by major trading partners, potential disruption to global supply chain and recent escalation of geopolitical tensions, particularly in the Middle East. While wider US tariffs on the semiconductor industry could be negative to the outlook for Malaysia E&E exports, broader weakness in final demand could also pose adverse impacts on manufacturing and trade activities.

Table 1: Selected Macroeconomic Data: Past Performance and Latest Projection (%)

(YoY %) Unless Stated Otherwise	2022	2023	2024	2025	2026F
Real GDP	8.9	3.6	5.1	5.2	4.6
Govt. Consumption	5.1	3.3	4.7	6.4	5.3
Private Consumption	11.3	4.7	5.1	5.2	5.6
Gross Fixed Capital Formation	6.8	5.5	12.0	9.0	6.7
Govt. Investment	5.3	8.6	11.1	10.5	9.0
Private Investment	7.2	4.6	12.3	9.4	8.2
Exports of goods & services;	14.5	(7.9)	8.3	3.1	3.4
Goods Exports	11.0	(12.5)	5.3	1.8	3.9
Services Exports	58.3	32.9	25.5	9.2	6.4
Imports of goods & services;	16.0	(6.8)	8.2	4.6	4.9
Goods Imports	14.4	(10.9)	8.9	3.3	4.7
Services Imports	25.7	16.1	5.7	4.4	5.1
Net Exports	(1.5)	(22.2)	9.2	(20.0)	(29.3)
Agriculture etc.	1.3	0.7	3.1	2.2	0.9
Mining & Quarrying	3.5	0.5	0.9	0.9	0.2
Manufacturing	8.2	0.7	4.2	4.5	4.8
Construction	5.1	6.1	17.5	12.3	10.0
Services	11.3	5.1	5.3	5.5	5.7
Exports of Goods (f.o.b)	24.9	(8.0)	5.7	6.0	4.6
Imports of Goods (c.i.f)	31.0	(6.4)	13.2	5.5	5.6
Headline CPI Inflation (%)	3.4	2.5	1.8	1.4	1.8
Current Account, % of GDP	3.2	1.1	1.4	1.6	1.2
Fiscal Balance, % of GDP	(5.6)	(5.0)	(4.1)	(3.8)	(3.6)
Federal Government Debt, % of GDP	60.1	64.3	64.6	65.3	64.6
Unemployment Rate (%)	3.8	3.4	3.3	3.0	3.0
Brent Crude Oil (Avg), USD per barrel	102.0	82.2	79.9	68.2	60.0
Crude Palm Oil (Avg), MYR per tonne	5,262	3,813	4,194	4,305	4,200
USD/MYR (Avg)	4.40	4.56	4.56	4.28	4.00
USD/MYR (End-period)	4.35	4.59	4.47	4.06	3.95
MGS 10-Yr Yield (Avg)	4.07	3.86	3.83	3.58	3.50
MGS 10-Yr Yield (End-period)	4.04	3.73	3.84	3.53	3.53
Overnight Policy Rate (%)	2.75	3.00	3.00	2.75	2.75

Source: Macrobond, Bloomberg, National Sources, MBSBR

FEBRUARY 2026 KEY ECONOMIC EVENTS

3 Feb: JS-SEZ embeds RM91.1bil growth deep into Johor's local economy. The Johor–Singapore Special Economic Zone is entering its second phase, channeling investments to create jobs, boost local businesses, and drive sustainable economic growth across the state.

6 Feb: Climate Finance Innovation Lab Onboards 30 Projects, Funding Needs Exceed RM4 Bln. The Joint Committee on Climate Change (JC3) Climate Finance Innovation Lab (CFIL) has onboarded 30 projects as of January 2026, with total funding needs exceeding RM4 billion.

11 Feb: Malaysia expects RM2.5b in savings this year from RON95 subsidy rationalisation. Malaysia expects to save at least RM2.5 billion this year from its subsidy rationalisation programmes involving the widely used RON95 petrol.

12 Feb: Amir Hamzah: MOF examining MyKad use in subsidised cooking oil purchases. The Ministry of Finance (MOF) is studying a proposal to expand MyKad-based digital ecosystem by integrating it with the Sumbangan Asas Rahmah (Sara) system to strengthen identity verification in the sale of subsidised cooking oil.

15 Feb: MOF, domestic trade ministry working to bring down prices of imported goods — Amir Hamzah. The Ministry of Finance (MOF) will continue to work with the Ministry of Domestic Trade and Cost of Living (KPDN) to examine mechanisms related to developments in the prices of imported goods following the strengthening of the ringgit.

19 Feb: Malaysia's Service Trade Hits RM543 Billion In 2025, Records First Surplus Since 2011. Following a record trade performance in 2025, with total trade (merchandise) breaching the RM3 trillion mark, MATRADE shared further details, with total services trade surpassing the RM500 billion mark for the first time in history, reaching an all-time high of RM543.01 billion, a 9.2% increase compared to 2024.

20 Feb: Trump's new tariff comes into effect at lower-than-expected rate. US President Donald Trump's new global tariffs have come into effect at 10% despite a pledge to introduce them at a higher rate. After the Supreme Court blocked many of his sweeping import taxes on Friday, the president said he would introduce a 10% global rate. He then said on Saturday that the rate would be 15%.

24 Feb: Non-AI data centre investments curbed over water, energy concerns, PM tells Dewan Rakyat. Malaysia has restricted new data centre investments that are not linked to artificial intelligence (AI), as concerns mount over the high water and electricity consumption associated with such facilities, Prime Minister Anwar Ibrahim told the Dewan Rakyat on Tuesday.

27 Feb: BNM: Malaysia's Official Reserve Assets At US$126.87 Bln As At End-January 2026. Malaysia's official reserve assets amounted to US$126.87 billion (US$1=RM3.88) as at end January 2026, as compared to US$125.53 billion as at end-December 2025.

28 Feb: US and Israel strike Iran as Netanyahu says 'many signs' Khamenei 'no longer alive'. Israel and the US have launched a war on Iran, unleashing waves of air attacks across the country in an attempt to bring about regime change and plunging the region into a conflict that could last weeks or months.

4 Feb: New framework to ensure local content usage benefit domestic economy — deputy Miti minister. The Investment, Trade and Industry Ministry (Miti) will focus on outcome-based measurement and monitoring under the New Incentive Framework to ensure that investment projects using local content translate into real impact on the domestic economy.

10 Feb: Khazanah Returns RM2 Bln in Dividend To Govt. Khazanah Nasional Bhd recorded a profit of RM5.6 billion from its operations in the financial year 2025 and returned RM2 billion in dividends to the government, reinforcing its role as a key contributor to Malaysia's economic growth.

11 Feb: 13MP to drive balanced East–West coast infrastructure development. The 13th Malaysia Plan (MP13) will focus on more balanced infrastructure development between the East and West Coasts through stronger logistics networks, people mobility and utility access.

12 Feb: Amir Hamzah: RM5.4 bil tax refunds for 2023 year of assessment disbursed as of Feb 10. A total of RM5.4 billion in tax refunds for the 2023 year of assessment, involving 38,629 cases, had been paid as of Feb 10, 2026, and the government is confident of completing the payments by this month, ahead of its first quarter of 2026 original target.

16 Feb: Malaysia's IMFC Resolves 44,000 Investor Cases, Achieves 99.9% Implementation Rate. Malaysia's Invest Malaysia Facilitation Centre (IMFC) has resolved more than 44,000 investor cases since its establishment in December 2023, achieving an implementation rate of 99.9%, the Malaysian Investment Development Authority (MIDA) announced.

20 Feb: Malaysia's Multi-dimensional Poverty Index 2024 reduced to 0.0025 — DOSM. Malaysia's national Multi-dimensional Poverty Index (MPI) declined from 0.0037 in 2022 to 0.0025 in 2024, signalling continued improvement in overall multi-dimensional well-being, according to the Department of Statistics Malaysia (DOSM).

23 Feb: PM: NCER records RM78.95 bil in realised investments in 2025. The Northern Corridor Economic Region (NCER) recorded RM78.95 billion in realised investments and created more than 23,000 job opportunities in 2025, said Prime Minister Datuk Seri Anwar Ibrahim.

26 Feb: MOTAC rolls out grants, VM2026 to benefit all states. The Tourism, Arts and Culture Ministry (MOTAC) has introduced several incentive grants to ensure the benefits of Visit Malaysia 2026 (VM2026) are distributed more evenly across all states, including Sarawak and other less-visited regions.

28 Feb: EPF's 2025 dividend softens to 6.15% amid weaker domestic market. The Employees Provident Fund (EPF) has announced dividend payout of 6.15% for both conventional and shariah savings for 2025. This results in a total payout of RM79.6 billion, an increase of 8.68% from the previous year.

28 Feb: Opec+ set to weigh bigger supply hike after US-Israel strike on Iran. Opec+ will consider the option of a larger supply increase when key members meet on Sunday, after Israel launched airstrikes on targets in Iran, according to a delegate.

MBSB RESEARCH (formerly known as MIDF Research) is part of
MBSB Investment Bank Berhad (formerly known as MIDF Amanah Investment Bank)
(Bank Pelaburan) (A Participating Organisation of Bursa Malaysia Securities Berhad)

DISCLOSURES AND DISCLAIMER

This report has been prepared by MBSB INVESTMENT BANK BERHAD (formerly known as MIDF Amanah Investment Bank Berhad) 197501002077 (24878-X).

It is for distribution only under such circumstances as may be permitted by applicable law.

Readers should be fully aware that this report is for information purposes only. The opinions contained in this report are based on information obtained or derived from sources that we believe are reliable. MBSB INVESTMENT BANK BERHAD (formerly known as MIDF AMANAH INVESTMENT BANK BERHAD) makes no representation or warranty, expressed or implied, as to the accuracy, completeness or reliability of the information contained therein and it should not be relied upon as such.

This report is not, and should not be construed as, an offer to buy or sell any securities or other financial instruments. The analysis contained herein is based on numerous assumptions. Different assumptions could result in materially different results. All opinions and estimates are subject to change without notice. The research analysts will initiate, update and cease coverage solely at the discretion of MBSB INVESTMENT BANK BERHAD (formerly known as MIDF AMANAH INVESTMENT BANK BERHAD).

The directors, employees and representatives of MBSB INVESTMENT BANK BERHAD (formerly known as MIDF AMANAH INVESTMENT BANK BERHAD) may have an interest in any of the securities mentioned and may benefit from the information herein. Members of the MBSB Group and their affiliates may provide services to any company and affiliates of such companies whose securities are mentioned herein This document may not be reproduced, distributed or published in any form or for any purpose.