Leading Index Signals Steady Growth Momentum in the Near Term

Monthly Economic Review
June 2026



Author
MBSB Research
research@mbsb.com

Economic Review

- Malaysia's growth momentum is expected to stabilize in the near term as indicated by the stronger expansion of +1.3%yoy in the Leading Index (LI) in Apr-26, accelerating from a modest rise of +0.5%yoy in Mar-26. Number of Housing Units Approved (+35.5%yoy) was among LI components which rose robustly in Apr-26. The faster rise in CI (+2.6%yoy; Mar-26: +2.0%yoy) also signals Malaysia's growth would remain robust in 2QCY26.
- Malaysia's total trade surged again in May-26, rising faster by +29.8%yoy (Apr-26: +28.8%yoy). Export growth accelerated to +45.3%yoy (Apr-26: +37.3%yoy), the fastest pace since Aug-22. Imports, however, grew moderately by +14.1%yoy (Mar-26: +20.0%yoy, still sustaining double-digit growth for the third straight month.
- Malaysia's distributive trade surged by +15.3%yoy in Apr-26 (Mar-26: +9.8%yoy), mainly driven by the double-digit growth in wholesale trade (+24.1%yoy; Mar-26: +15.7%yoy), while the motor vehicles spiked to +15.5%yoy in Apr-26 (Mar-26: -3.1%%yoy). In contrast, retail trade remained robust despite moderating to +6.3%yoy (Mar-26: +7.5%yoy).
- We adjust our 2026 GDP growth projection higher to +4.5% (previous forecast: +4.2%), moderating to more normal levels from robust +5.2% growth last year. The upgrade takes into account more encouraging external trade performance, while overall growth continues to be driven by the sustained rise in domestic demand. Energy-driven price pressures would ease as oil prices corrected back to the levels before the recent US-Iran war. As a highly open economy, Malaysia's growth outlook remains vulnerable to several risks such as elevated cost and inflationary pressures, prolonged supply disruptions, tighter US trade restrictions and potentially weaker final demand.

Leading index rose faster, signaling improved momentum

Malaysia's growth momentum is expected to stabilize in the near term as indicated by the stronger expansion of +1.3%yoy in the Leading Index (LI) in Apr-26, accelerating from a modest rise of +0.5%yoy in Mar-26. Apart from higher Real Imports of Semiconductors and Number of Companies Registered, Number of Housing Units Approved (+35.5%yoy) was among LI components which rose robustly in Apr-26.

On a monthly basis, the LI also picked up by +1.3%mom (Mar-26: +0.04%mom), supported by increases in Real Imports of Semiconductors (+0.9%mom), Number of Companies Registered (+0.9%mom). Conversely, Real Money Supply M1 (-0.3%mom), Expected Manufacturing Sales (-0.2%mom) and Real Imports of Other Basic Precious & Non-ferrous Metals (-0.1%mom) declined from the previous month.

Meanwhile, the coincident index (CI) also rose faster by +2.6%yoy in Apr-26 (Mar-26: +2.0%yoy). All CI components increased, primarily the faster rise in Industrial Production (+8.3%yoy). On a monthly basis, the CI grew by +0.9%mom (Mar-26: +0.8%mom), with higher Industrial Production (+0.6%mom) and Capacity Utilization in the Manufacturing Sector (+0.5%mom).

Chart 1: Leading Index vs KLCI (Points)

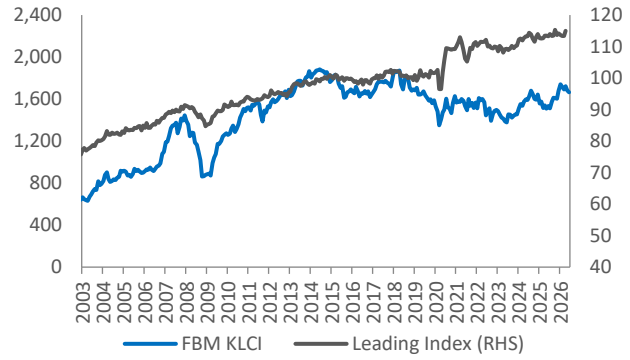

Source: Macrobond, MBSBR

Chart 2: Leading Index vs GDP (YoY%)

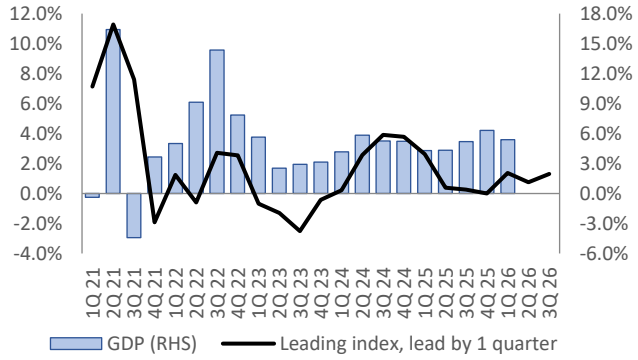

Source: Macrobond, MBSBR

Malaysia's total trade surged again in May-26, rising faster by +29.8%yoy (Apr-26: +28.8%yoy). Export growth accelerated to +45.3%yoy (Apr-26: +37.3%yoy), the fastest pace since Aug-22. Imports, however, grew moderately by +14.1%yoy (Mar-26: +20.0%yoy, still sustaining double-digit growth for the third straight month.

Robust external trade continued in May-26 largely driven by stronger E&E exports

By sector, growth in manufacturing exports surged to +51.7% (Apr-26 +40.5%yoy), underpinned by the stronger shipments of E&E products, petroleum products, and optical & scientific equipment. Mining export growth also accelerated to +36.5%yoy (Apr-26: +25.0%yoy), but agriculture exports fell by -22.9%yoy (Apr-26: +4.7%yoy).

By destination, exports to the US increased sharply by +97.7%yoy (Apr-26: +40%yoy), underpinned by high demand for E&E products. Exports to Singapore accelerated to +40.4%yoy (Apr-26: +23.1%yoy) while exports to Taiwan continued to surge by +81.8%yoy (Apr-26: +86.9%yoy).

For 2026, we foresee external trade would perform robustly this year, with export growth likely strengthening to +14% (2025: +6.4%) and imports to grow stronger by +9.0% (2025: +6.0%). This upward revision takes into account the recent strength in trade growth as well as higher price effects. For exports, apart from increased re-exports, the robust growth will be driven by continued demand for technology products and E&E components. Nevertheless, external trade in the coming months could still be affected by supply disruptions (amid elevated costs), tighter US trade rules and potentially softer demand.

Chart 3: Exports & Imports (YoY%) vs Trade Balance (RM b)

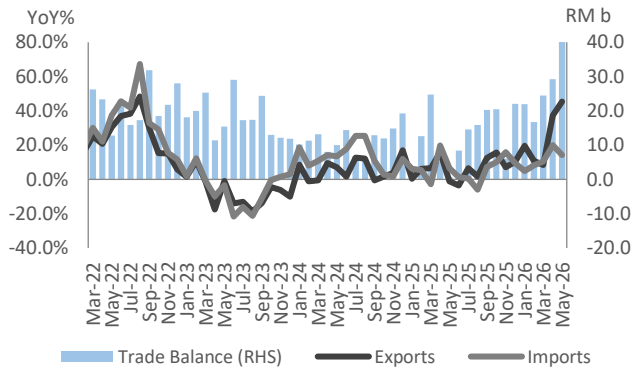

Source: Macrobond, MBSBR

Chart 4: Exports Growth by Major Destination (YoY%)

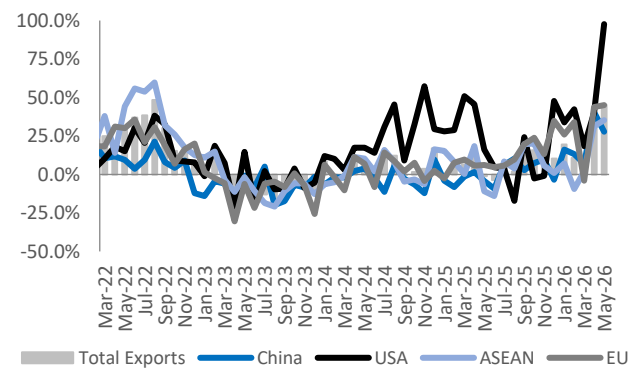

Source: Macrobond, MBSBR

Malaysia's IPI grew faster at +8.2%yoy in Apr-26, slightly above our estimate but far stronger than the market consensus. All major sectors recorded stronger expansion, particularly

IPI rose faster in line with robust exports

manufacturing (+8.3%yoy; Mar-26: +5.5%yoy) and electricity (+10.5%yoy; Mar-26: +4.8%yoy). Mining output also rebounded (6.8%yoy; Mar-26: -6.8%yoy).

Manufacturing sales also rose faster at +9.1%yoy in Apr-26 (Mar-26: +5.3%yoy), with the monthly value reaching a new high of RM175b. The sustained growth marks the 28th month of expansion, driven by robust double-digit growth in sales of E&E components.

We maintain our forecast for IPI growth at +3.0% this year (2025: +3.4%), but with an upside bias looking at the encouraging domestic exports. Nonetheless, we remain cautious that the production activity may be constrained by elevated production costs, prolonged supply disruptions as a result of the heightened geopolitical risks, and potentially weaker final demand.

Chart 5: IPI Performances by Sector (YoY%)

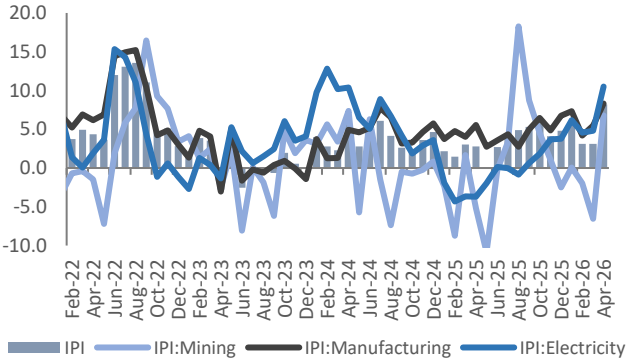

Source: Macrobond, MBSBR

Chart 6: IPI vs Exports (YoY%)

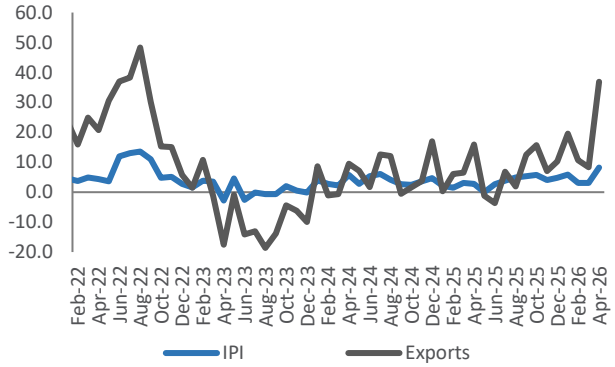

Source: Macrobond, MBSBR

Malaysia's labour market remained robust despite some signs of softening as the unemployment rate returned back to 3.0% in Apr-26, after five consecutive months of stagnating at 2.9%. Employment growth was flat

Malaysia's unemployment rate remains stable

Labour demand declined in May-26, with job vacancies decreasing by -7.5k to 114.5 (Apr-26: +122K), tracking back below the +120k level. By sector, vacancies in the services declined by -2K to 65.7K, primarily attributed to the decline in accommodation and food service activities, accommodation and food service activities, and financial and insurance activities.

We expect the 2026 unemployment rate to remain steady at 3.0%, unchanged from 2025. Job growth in domestic services and strong consumer spending continue to stabilise the economy. Economic stability is anchored by consistent employment growth and a high volume of opportunities within domestic-oriented services, further bolstered by resilient private consumption

Chart 7: Labour Market Performances (YoY%)

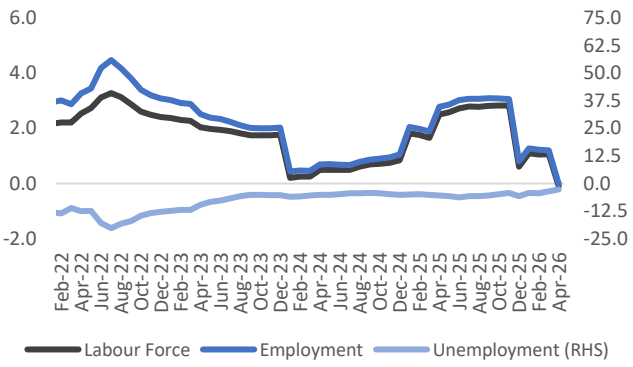

Source: Macrobond, MBSBR

Chart 8: Youth Jobless Rate vs. Job Vacancies Rate (%)

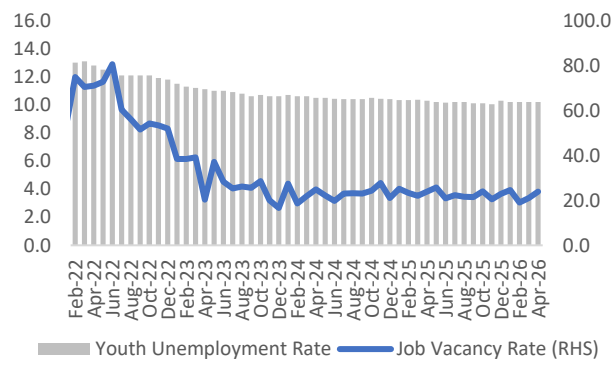

Source: Macrobond, MBSBR

Retail sales momentum eased with fading boost from festive season

Malaysia's distributive trade surged by +15.3%yoy in Apr-26 (Mar-26: +9.8%yoy), mainly driven by the double-digit growth in wholesale trade (+24.1%yoy; Mar-26: +15.7%yoy), while the motor vehicles spiked to +15.5%yoy in Apr-26 (Mar-26: -3.1%%yoy). In contrast, retail trade remained robust despite moderating to +6.3%yoy (Mar-26: +7.5%yoy).

Retail trade eased to +6.3%yoy (Mar-26: 7.5%yoy) as the easing were seen in the stalls & markets segment (+6.4%yoy; Mar-26: +9.3%yoy), and the food, beverages & tobacco in specialised stores (+5.8%yoy; Mar-26: 7.8%yoy), and non-specialised stores (+6.1%yoy; Mar-26: +8.1%yoy). Moderation in retail spending was in line with sign of softening in the job market and fading support from festive season, while higher inflation also affected consumers' buying decisions.

For 2026, we maintain our expectations that retail sales growth would moderate to +5.5% this year (2025: +6.1%). In 1QCY26. Over the longer term, a healthy labour market and positive income growth, including the salary adjustment for the public sector, are expected to establish a steady support for consumption activity. This should ensure that domestic demand remains resilient, serving as a critical buffer against inflationary risks stemming from Middle Eastern geopolitical tensions as well as potential downside risk to the external trade outlook. The extension of the Visit Malaysia Year (VMY2026) initiatives through 2027 will likely sustain inbound arrival momentum, positive for the tourism sector and domestic consumption outlook.

Chart 9: Distributive Trade (DT) Growth (YoY%)

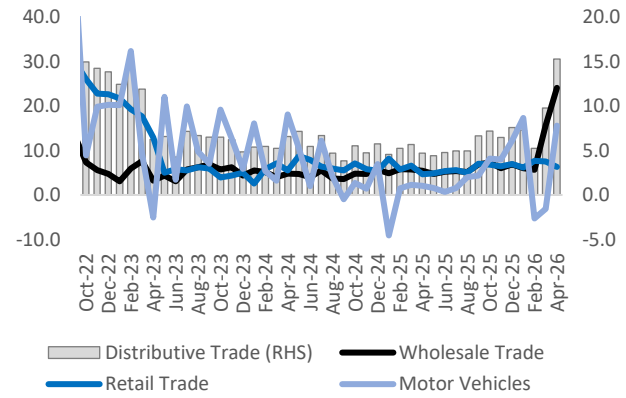

Source: Macrobond, MBSBR

Chart 10: Retail Trade vs. CPI Inflation vs. Employment (YoY%)

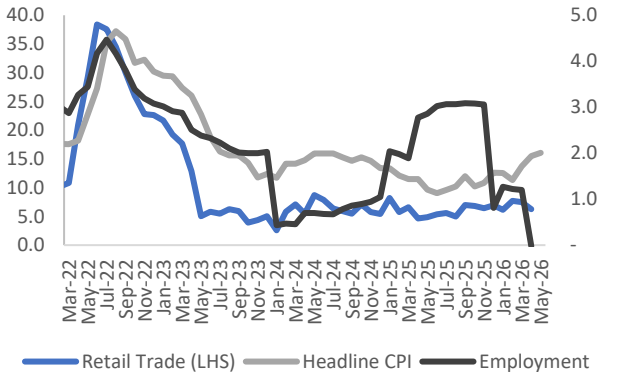

Source: Macrobond, MBSBR

CPI inflation accelerated to 2.0%yoy amid elevated energy risks

Malaysia's headline CPI inflation accelerated further to +2.0%yoy (Apr-26: +1.9%yoy). This is the fastest inflation since Aug-23, similar to the market consensus and within our expectations. This May-26 data continues to capture the global energy inflation on the back of the heightened conflicts in the Middle East. Non-food inflation remained strong at +2.3%yoy (Apr-26: +2.3%yoy).

Annual core inflation was unchanged at +2.0%yoy in May-26, with the monthly core inflation easing slightly to 0.0%mom (Apr-26: +0.1%mom) which reflects some easing in the underlying price pressures. Meanwhile, by strata, inflation in the urban areas eased to +1.9%yoy (Apr-26: +2.0%yoy) while the rate for rural areas slowed to +1.7%yoy.

We keep our forecast that the headline inflation will increase to +2.0% this year (2025: +1.4%). Demand conditions are expected to remain resilient, supported by higher consumer spending, stable labour market, and supportive fiscal measures. Nevertheless, price pressures are expected to be predominantly supply-driven, as stable core inflation suggests underlying demand pressures remained contained.

Chart 11: Headline vs. Core CPI (YoY%)

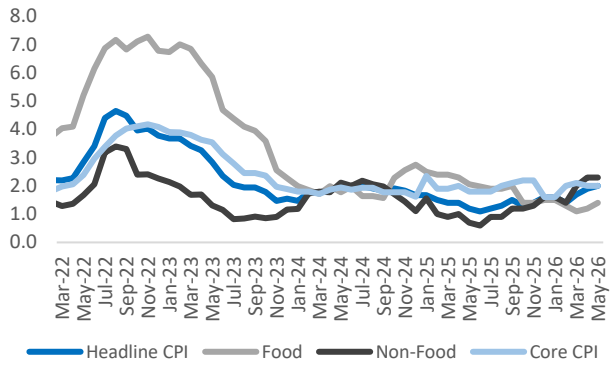

Source: Macrobond, MBSBR

Chart 12: CPI by Type of Product (YoY%)

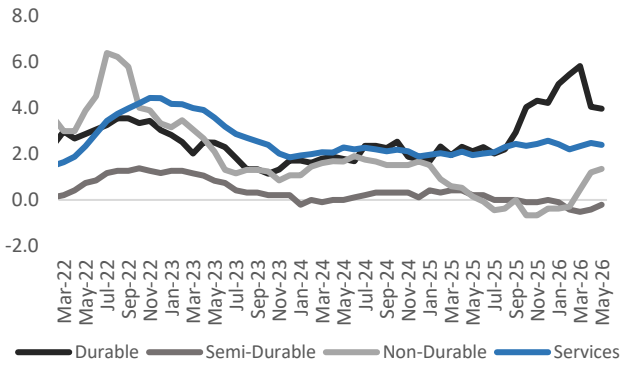

Source: Macrobond, MBSBR

PPI inflation accelerated further to the fastest pace in 4 years

Malaysia's PPI inflation accelerated further to +7.8%yoy in May-26 (Apr-26: +5.4%yoy), the highest reading since Jun-22. Cost pressures continued to inflate for local producers, mainly for the mining sector (+52.6%yoy; Apr-26: +53.4%) following the +74.5%yoy surge in the crude oil extraction.

PPI inflation for the manufacturing sector was also higher at +3.5%yoy (Apr-26: +1.1%yoy), particularly the higher prices for manufacture of coke & petroleum products (+12.3%yoy). Meanwhile, PPI for utilities remained at double-digit pace: water supply (+11.2%yoy) and electricity & gas (+10%yoy). PPI for the primary sector i.e. agriculture, forestry & fishing also rose faster at +8.9%yoy (Apr-26: +2.7%yoy), the fastest pace in 14 months. On a monthly basis, producer prices rose +1.1%mom, moderating from +3.2%mom in Apr-26 and attributable to slower inflation in prices of crude and intermediate materials.

With PPI outpacing CPI (+2.0%yoy) for the second straight month, near-term consumer price pressures are likely to intensify. Businesses face a critical choice: absorb the increased input costs and compress their profit margins, or pass on some of the cost increases to consumers, therefore raising consumer prices.

Chart 13: PPI for Selected Sectors (YoY%)

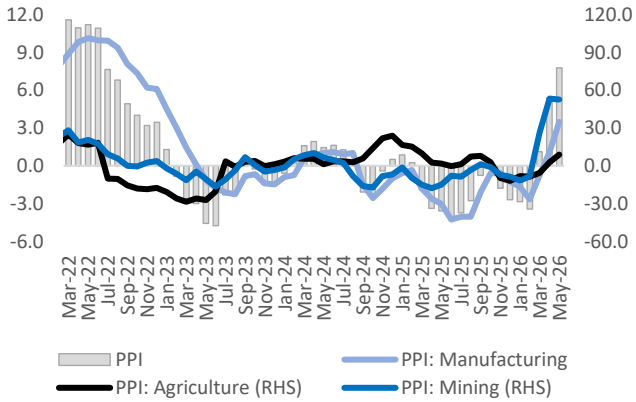

Source: Macrobond, MBSBR

Chart 14: PPI vs CPI (YoY%)

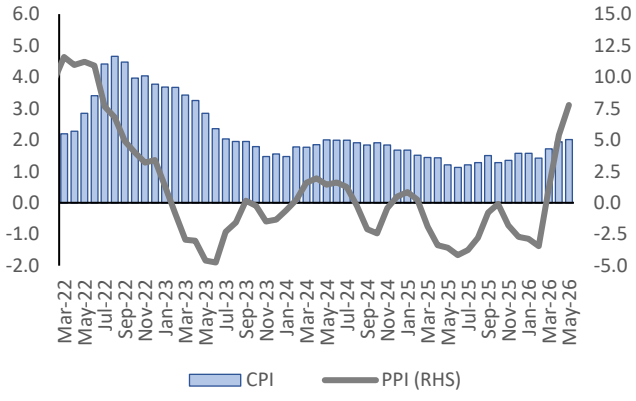

Source: Macrobond, MBSBR

Ringgit weakened its and broke above the 4.00 level in Jun-26

The ringgit weakened by -2.9%mom in Jun-26, closing the month at RM4.08 (end-May-26: RM3.965). Throughout the month, USDMYR was exchanged at a higher range between RM3.96 to RM4.16, continuing to trade above RM4.00 level.

While Malaysia's domestic growth fundamentals remained firm, changes in the ringgit exchange rate continued to be influenced by movement in the US dollar. The strong domestic data, such as external trade, industrial production and still manageable inflation, were overshadowed by external factors. In particular, a hawkish shift in the US Fed policy

expectations triggered broad-based US dollar buying, effectively neutralising any upside (to ringgit) from Malaysia's positive macroeconomic prints.

Towards the end of the month, the ringgit experienced downward pressure amid intensified Fed rate hike expectations, fueling resilient structural demand for the greenback. This weakness persisted despite a late-week softening of the US dollar, as markets reacted to easing geopolitical tensions following indication of a positive progress in the US-Iran talks.

Looking ahead, given the ringgit's exchange rate has been weaker than previously anticipated and market expectations have shifted towards a more hawkish Fed policy direction, we revised our ringgit forecast to reflect somewhat weaker trajectory. As indicated in our 2HCY26 Market Outlook, we now expect the ringgit to average RM4.01 in 2026 and move towards RM4.03 by end-2026. On the other hand, a more sustained turnaround for the ringgit depends on an improvement in the global inflation outlook, which would ease expectations of Fed rate hikes and in turn support the EM currencies.

Chart 15: Monthly Changes for Selected Currencies Against US Dollar in Jun-26 (MoM %)

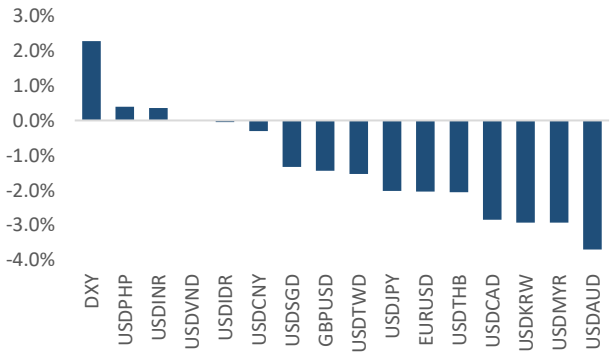

Source: Bloomberg, Macrobond, MBSBR

Chart 16: USDMYR vs. US Dollar Index vs. MBSB Trade-Weighted Index Monthly Average in Jun-26

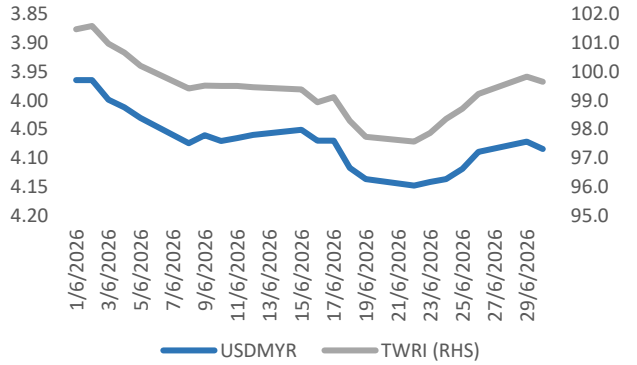

Source: Bloomberg, MBSBR

MGS10Y closed higher tracking the movement of the UST

The MGS yield curve generally closed higher in Jun-26, across all tenors except for the 30-year yields. The MGS10Y closed the month higher by +3.0bps to 3.605%. The yield curves saw a gradual upward pressure during the month and closed higher, following the movement in the UST yields.

The MGS10Y yield traded between the range 3.56% to 3.62% last month, while the UST10Y was trading at a bigger range of 4.37% to 4.55%. Similarly, the MGS3Y yield also increased last month, closing at 4.18% (end-May-26: 3.22%). Based on the latest available data, foreign holdings of Malaysian bonds declined by -RM4.2b to RM304.9b in May-26 (Apr-26: RM309.2b), as a result the ratio of foreign holdings of Malaysian bonds pushing the ratio of foreign holdings of Malaysian bonds slightly higher to 24.8% (Mar-26: 24.3%). The latest weekly foreign holdings are signalling outflows from the domestic debt market.

In the first week of the month, we saw a strong outflows from the debt market for both government and corporate debts. However, in the second week, there were high inflows, which then turned back to outflows in the following two weeks.

Concurrently, with a more hawkish for the US fed funds rate later this year, market pricing has increasingly adjusted to a "higher-for-longer" policy stance, anticipating for one (+25bps) rate hike towards 4QCY26. On that note, we expect the MGS yields will continue to mirror the movement in UST yields in the short- to medium-term, subject to inflationary risk and the Middle East conflicts.

Chart 17: 10y MGS vs 10y UST Yields (%)

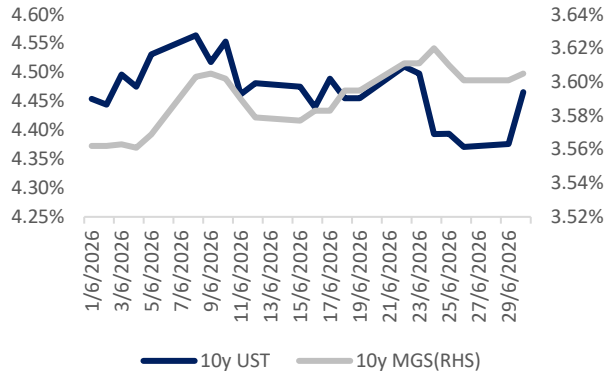

Source: Macrobond, MBSBR

Chart 18: Share of Foreign Holding (%) vs Outstanding MGS/MGII (RM t)

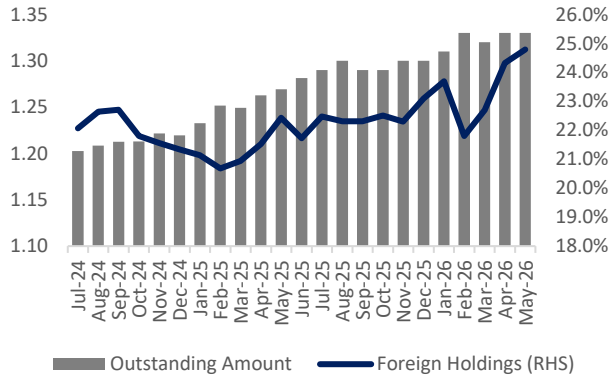

Source: Macrobond, MBSBR

GDP growth to moderate to +4.5% this year

We adjust our 2026 GDP growth projection higher to +4.5% (previous forecast: +4.2%), moderating to more normal levels from robust +5.2% growth last year. The upgrade takes into account more encouraging external trade performance, while overall growth continues to be driven by the sustained rise in domestic demand.

Energy-driven price pressures would ease as oil prices corrected back to the levels prior to the recent US-Iran war. Inventory building adopted by companies have also supported the recent strength in external demand, alongside increased demand for technology products. Domestic exports are also boosted by the expansion in firms' production capacity. Progress and completion of investments and infrastructure projects will support growth in business and industrial activities. Meanwhile, increased tourist arrivals will contribute positively to domestic spending and exports of services.

However, we remain wary supply disruptions could persist for longer, keeping cost pressures elevated. As a highly open economy, Malaysia's growth outlook remains vulnerable to several risks such as elevated cost and inflationary pressures, prolonged supply disruptions, tighter US trade restrictions and potentially weaker final demand.

Table 1: Selected Macroeconomic Data: Past Performance and Latest Projection (%)

(YoY %) Unless Stated Otherwise	2022	2023	2024	2025	2026F
Real GDP	8.9	3.6	5.2	5.2	4.5
Govt. Consumption	5.1	4.3	4.6	5.3	6.2
Private Consumption	11.3	4.6	4.8	5.3	4.8
Gross Fixed Capital Formation	6.8	5.4	12.1	9.6	9.0
Govt. Investment	5.3	8.5	11.1	10.3	8.0
Private Investment	7.2	4.5	12.4	9.4	6.0
Exports of goods & services;	14.5	-7.9	8.6	4.9	5.0
Goods Exports	11.0	-12.5	5.9	2.9	5.5
Services Exports	58.3	32.9	24.2	15.2	5.5
Imports of goods & services;	16.0	-6.8	8.7	6.3	5.0
Goods Imports	14.4	-10.9	9.6	6.6	4.9
Services Imports	25.7	16.1	5.0	5.0	5.5
Net Exports	-1.5	-22.2	6.7	-15.6	5.0
Agriculture etc.	1.3	0.4	3.4	2.2	1.0
Mining & Quarrying	3.5	0.6	1.0	0.7	1.5
Manufacturing	8.2	0.7	4.2	4.5	5.0
Construction	5.1	5.9	17.7	12.2	9.0
Services	11.3	5.2	5.3	5.4	4.7
Exports of Goods (f.o.b)	24.9	-8.0	5.7	6.0	14.0
Imports of Goods (c.i.f)	31.0	-6.4	13.2	5.5	9.0
Headline CPI Inflation (%)	3.4	2.5	1.8	1.4	2.0
Current Account, % of GDP	3.2	1.1	1.4	1.6	2.5
Fiscal Balance, % of GDP	-5.6	-5.0	-4.1	-3.8	-3.8
Federal Government Debt, % of GDP	60.1	64.3	64.6	65.3	65.0
Unemployment Rate (%)	3.8	3.4	3.3	3.0	3.0
Brent Crude Oil (Avg), USD per barrel	102	82.2	79.9	68.2	80-90
Crude Palm Oil (Avg), MYR per tonne	5,262	3,813	4,194	4,305	4,300
USD/MYR (Avg)	4.400	4.560	4.560	4.280	4.010
USD/MYR (End-period)	4.350	4.590	4.470	4.060	4.030
MGS 10-Yr Yield (Avg)	4.070	3.860	3.830	3.580	3.580
MGS 10-Yr Yield (End-period)	4.040	3.730	3.840	3.530	3.560
Overnight Policy Rate (%)	2.750	3.000	3.000	2.750	2.750

Source: Macrobond, National Sources, MBSBR

JUNE 2026 KEY ECONOMIC EVENTS

3 June: US proposes tariffs on Malaysia, 59 other economies over forced labour concerns. The US has proposed new tariffs targeting Malaysia and 59 other economies over alleged failures to act against forced labour. The US Trade Representative (USTR) proposal outlines duties ranging from 10% to 12.5%, which will undergo a public comment period before any final decision is made.

7 June: PM rejects raising fuel prices, govt to continue bearing subsidy. Prime Minister Datuk Seri Anwar Ibrahim said he did not agree with the move to increase fuel prices when the country was facing a global supply crisis. Anwar said the government would continue to try to cover the cost of fuel subsidies by incurring large expenses every month to avoid burdening the people.

9 June: MY Value Up guidebook launched to push PLCs towards long-term value creation. The Securities Commission Malaysia and Bursa Malaysia launched the MY Value Up Programme Guidebook to help public-listed companies strengthen medium- to long-term value creation and enhance their attractiveness to global investors.

17 June: Fed holds rates steady, pares down statement to remove cutting bias. Kevin Warsh's first meeting as Fed chairman concluded with no change in interest rates, anchored in a range of 3.50-3.75%, and a nod to possible hikes ahead. The meeting saw the removal of key language indicating a bias toward future cuts within a shorter policy statement.

18 June: Malaysia jumps eight spots to 15th in 2026 IMD world competitiveness ranking. Malaysia has jumped eight spots in the 2026 International Institute for Management Development (IMD) World Competitiveness Ranking, rising to the 15th spot among 70 economies, marking its best ranking in recent years. Last year, Malaysia advanced 11 places to 23rd among 69 economies, up from 34th place out of 67 economies in 2024.

20 June: Malaysia's fuel, gas supply secure for 20 years after talks with Putin, says Anwar. Russia has assured Malaysia of oil, gas and diesel supplies for at least the next 20 years, says Datuk Seri Anwar Ibrahim. The Prime Minister said Russian President Vladimir Putin conveyed the commitment during talks in Kazan.

22 June: MetMalaysia: El Nino to peak between November and January. The El Nino phenomenon is expected to persist until early next year, accor-ding to the Malaysian Meteoro-lo-gical Department (MetMalaysia). Based on MetMalaysia's weather outlook for June to November, below-average rainfall is expected, particularly between June and August.

25 JuneHealth Ministry rubbishes allegations of RM3.06bil budget cut. The Health Ministry has rubbished allegations that its budget has been slashed by RM3.06bil. In a statement to address the false allegations, the ministry had only had its operating expenditure restricted to RM500mil by the Finance Ministry.

29 June: Food supply sufficient for at least a month despite global crisis. Malaysia has sufficient stocks of essential food items — including chicken, eggs, fish, milk and fruits — to last for at least a month despite ongoing global supply chain disruptions, Economy Minister Akmal Nasrullah Mohd Nasir said.

29 June: Malaysia expects energy price, supply instability for at least another year. Malaysia expects global energy markets to begin stabilising in the third quarter of 2026, though price and supply volatility will continue to have an impact for the next one or two years, the country's Economy Minister Akmal Nasir said.

30 June: Nearly 80% of approved manufacturing investments realised at end-2025: MITI. Some 77% of approved manufacturing investment projects had been realised as at Dec 31, 2025, according to the Ministry of Investment, Trade and Industry (Miti). Around 4,114 projects with a total investment value of RM506bil have been implemented of the 5,350 projects worth RM707.2bil approved.

5 June: Anwar backs Negeri Sembilan assembly dissolution, says Johor polls came sooner than hoped. Prime Minister Datuk Seri Anwar Ibrahim today said he would have preferred Johor to delay its state election by a few months to allow the government to focus on economic recovery and addressing people's concerns.

9 June: M'sia secures RM92.8bil approved investments in 1Q26. Malaysia has secured RM92.8bil in approved investments for the first quarter of financial year 2026 (1Q26), with Japan emerging as the largest foreign investor and domestic investment recording its strongest year-on-year growth in the reporting quarter.

10 June: Foreign visitor arrivals hit 17.5 million as of May. Some 17.5 million foreign tourists have visited Malaysia as of May, putting the country on track for achieving its Visit Malaysia 2026 (VM2026) goals, says Deputy Tourism, Arts and Culture Minister Chiew Choon Man.

18 June: US and Iran presidents sign ceasefire agreement, but Trump says he could still resume attacks. The US and Iran released the text of an interim agreement their presidents have signed to end their war on Wednesday, with U.S. President Donald Trump threatening to resume attacks and kill Iranian officials if they failed to honour their commitments.

19 June: Moody's lifts Malaysia's outlook to A3 stable on AI-related growth. Moody's Ratings has modestly raised its forecasts for Malaysia to A3 with a stable outlook, due to its exports of artificial intelligence (AI)-related goods. The accelerating adoption of AI and ongoing supply-chain reconfiguration will create opportunities for stronger productivity growth in Asia-Pacific over the long term.

22 June: Gov't to save RM2 billion yearly with BUDI Madani diesel. The implementation of the BUDI MADANI Diesel programme (BUDI Diesel) at a subsidised price of RM2.10 per litre of diesel from July is expected to generate savings of up to RM2 billion annually through the reduction of fuel subsidy leakages.

25 June: Malaysia's durian industry hit by 'Musang King tsunami' oversupply. Malaysia's durian industry is grappling with a nationwide oversupply crisis this season, with farm-gate prices plummeting as low as RM1 per kg, prompting the Federal Agricultural Marketing Authority (Fama) to deploy emergency market interventions to protect farmers' income.

28 June: Anwar launches RM16.63bil LRT3 Shah Alam Line. Prime Minister Datuk Seri Anwar Ibrahim has officially launched the RM16.63bil Shah Alam Line (LRT3), with the new rail service expected to carry 67,000 passengers a day in its first year of operations and more than 117,000 daily within five years.

29 June: Poverty index review will improve aid targeting, close gaps in basic services. The National Multidimensional Poverty Index (NMPI) will be reviewed to ensure poverty and vulnerability are measured more accurately, says Economy Minister Akmal Nasrullah Mohd Nasir.

29 June: Anwar unveils Malaysia Digital 2030: Targets 30pc GDP, 500,000 jobs, 95pc services online by 2030. PM Datuk Seri Anwar Ibrahim launched Malaysia Digital 2030, a national action plan for 2026-2030 that marks a shift in the country's digital strategy from a technology consumer to a producer of home-grown innovation.

30 June: Over nine million STR recipients now eligible for mySalam health payouts, govt mulls extension. A total of 9.15 million Sumbangan Tunai Rahmah recipients are eligible for benefits under the MySalam B40 National Protection Scheme based on this year's criteria. Since 2019 until Dec 21, 2025, some 1.88 million individuals have received payouts totalling RM1.42bil.

MBSB RESEARCH (formerly known as MIDF Research) is part of
MBSB Investment Bank Berhad (formerly known as MIDF Amanah Investment Bank)
(Bank Pelaburan) (A Participating Organisation of Bursa Malaysia Securities Berhad)

DISCLOSURES AND DISCLAIMER

This report has been prepared by MBSB INVESTMENT BANK BERHAD (formerly known as MIDF Amanah Investment Bank Berhad) 197501002077 (24878-X).

It is for distribution only under such circumstances as may be permitted by applicable law.

Readers should be fully aware that this report is for information purposes only. The opinions contained in this report are based on information obtained or derived from sources that we believe are reliable. MBSB INVESTMENT BANK BERHAD (formerly known as MIDF AMANAH INVESTMENT BANK BERHAD) makes no representation or warranty, expressed or implied, as to the accuracy, completeness or reliability of the information contained therein and it should not be relied upon as such.

This report is not, and should not be construed as, an offer to buy or sell any securities or other financial instruments. The analysis contained herein is based on numerous assumptions. Different assumptions could result in materially different results. All opinions and estimates are subject to change without notice. The research analysts will initiate, update and cease coverage solely at the discretion of MBSB INVESTMENT BANK BERHAD (formerly known as MIDF AMANAH INVESTMENT BANK BERHAD).

The directors, employees and representatives of MBSB INVESTMENT BANK BERHAD (formerly known as MIDF AMANAH INVESTMENT BANK BERHAD) may have an interest in any of the securities mentioned and may benefit from the information herein. Members of the MBSB Group and their affiliates may provide services to any company and affiliates of such companies whose securities are mentioned herein This document may not be reproduced, distributed or published in any form or for any purpose.